

balterley

Ripple Concealed Square Triple Valve Shower Set - Chrome - Balterley

PRODUCT REFERENCE

SKU	BSBS45TR2
EAN	5056460000000
Brand	Balterley

PRODUCT DIMENSIONS

Product	700 x 660 x 70mm (H x W x D)
Packaged	550 x 550 x 550mm (H x W x D)
Nett Weight	0.1 kg
Packaged Weight	0.1 kg

PRODUCT DETAILS

Country of Origin	China
Product Material	Brass Abs
Control Type	Manual
Valve/Cartridge Type	1/4 Turn
Colour/Finish	Chrome
Style	Contemporary
Min Operating Pressure	0.1 Bar
Minimum Operation Pressure	0 Bar
No. Of Body Jets	0.0000
Valve / Cartridge Type	1/4 Turn



Technical Drawing Not Available

balterley

Chrome Shower Outlet Elbow

PRODUCT DIMENSIONS

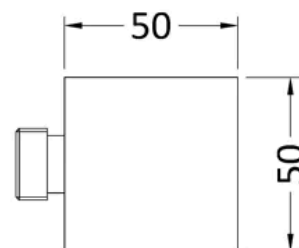
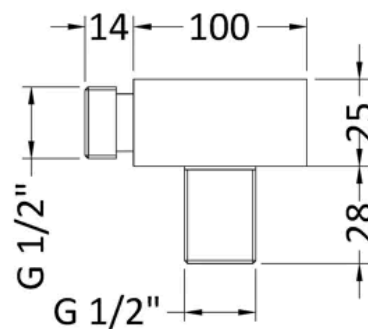
Product	53 x 36 x 36mm (H x W x D)
Packaged	55 x 65 x 65mm (H x W x D)
Outer Box	305 x 355 x 355mm (H x W x D)
Nett Weight	0.24 kg
Packaged Weight	0.24 kg

PACKAGING DETAILS

Label Size (mm)	50 x 100
Label Colour	White
Label Qty	2.0000

PRODUCT DETAILS

Country of Origin	China
Product Material	Brass Abs
Colour/Finish	Chrome
Style	Contemporary



balterley

Square Chrome Wall-Mounted Shower Arm

PRODUCT DIMENSIONS

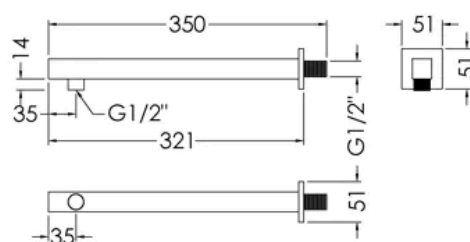
Product	51 x 51 x 350mm (H x W x D)
Packaged	60 x 70 x 400mm (H x W x D)
Outer Box	290 x 410 x 507mm (H x W x D)
Nett Weight	0.5 kg
Packaged Weight	0.6 kg

PACKAGING DETAILS

Label Size (mm)	50 x 100
Label Colour	White
Label Qty	2.0000

PRODUCT DETAILS

Country of Origin	China
Product Material	Brass
Colour/Finish	Chrome
Style	Contemporary



balterley

Chrome Fixed Shower Head

PRODUCT DIMENSIONS

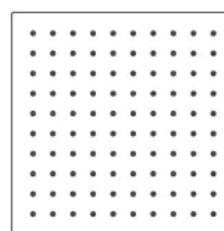
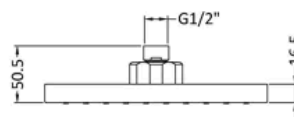
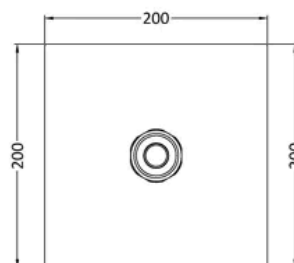
Product	60 x 200 x 200mm (H x W x D)
Packaged	50 x 210 x 210mm (H x W x D)
Outer Box	430 x 225 x 265mm (H x W x D)
Nett Weight	0.72 kg
Packaged Weight	0.72 kg

PACKAGING DETAILS

Label Size (mm)	50 x 100
Label Colour	White
Label Qty	2.0000

PRODUCT DETAILS

Country of Origin	China
Product Material	Brass Abs
Control Type	Not Applicable
WRAS Approved	No
Colour/Finish	Chrome
Mount Type	Surface/Wall
Style	Contemporary
Easy Clean	Yes
TMV2 Approved	No
TMV3 Approved	No
Handset Included	No
Head Included	Yes
Min Operating Pressure	0.2 Bar
Minimum Operation Pressure	0 Bar
Outlet Elbow Supplied	No



Sanford Chrome Triple Thermostatic Shower Valve

PRODUCT DIMENSIONS

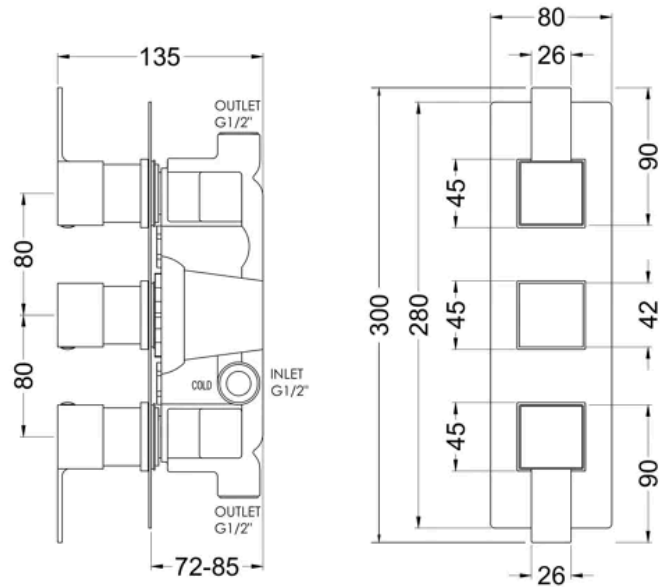
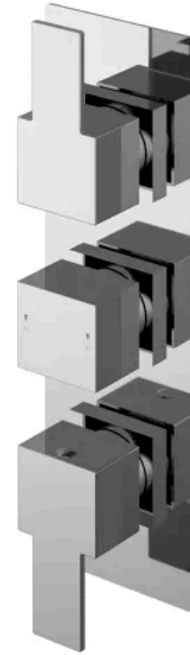
Product	230 x 120 x 135 x 230mm (H x W x D x L)
Packaged	110 x 250 x 320mm (H x W x D)
Outer Box	360 x 520 x 340mm (H x W x D)
Nett Weight	3.45 kg
Packaged Weight	3.45 kg

PACKAGING DETAILS

Label Size (mm)	50 x 100
Label Colour	White
Label Qty	1.0000

PRODUCT DETAILS

Country of Origin	China
Product Material	Brass Abs
Control Type	Manual
WRAS Approved	Yes
Valve/Cartridge Type	1/4 Turn
Colour/Finish	Chrome
Mount Type	Recessed/Wall
Style	Contemporary
Handle Type	Lever/Square
TMV2 Approved	Yes
TMV3 Approved	No
Pipe Size	15 mm & 22 mm
Handset Included	No
Head Included	No
Min Operating Pressure	0.1 Bar
Minimum Operation Pressure	0 Bar
No. Outlets	2.0000
Outlet Elbow Supplied	No
Tmv2 Approval Number	2603035
Valve / Cartridge Type	1/4 Turn
Wras Approval No	250602040



balterley

Chrome Shower Slide Rail Kit

PRODUCT DIMENSIONS

Product	700 x 660 x 70mm (H x W x D)
Packaged	50 x 153 x 668mm (H x W x D)
Nett Weight	0.9 kg
Packaged Weight	0.9 kg

PACKAGING DETAILS

Label Size (mm)	50 x 100
Label Colour	White
Label Qty	2.0000

PRODUCT DETAILS

Country of Origin	China
Product Material	Brass Abs
Control Type	Not Applicable
WRAS Approved	No
Colour/Finish	Chrome
Mount Type	Surface/Wall
Style	Contemporary
Easy Clean	Yes
TMV2 Approved	No
TMV3 Approved	No
Handset Included	Yes
Head Included	No
Hose Included	Yes
Hose Length	1500 mm
Min Operating Pressure	0.1 Bar
Minimum Operation Pressure	0 Bar
No. Outlets	1.0000
Outlet Elbow Supplied	No

